


*The*  
**GARRISON®**  
*Collection*


# Exotics®




Brazilian Cherry



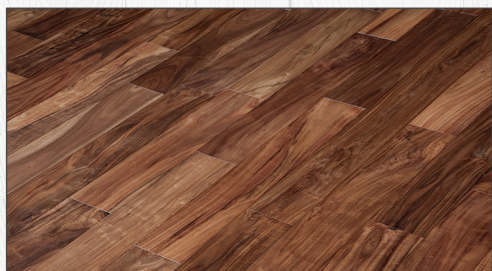
Acacia | Gold




Acacia | Black Walnut




Acacia | Bronze




Acacia | Natural




Brazilian Cherry




Patagonian Rosewood




Santos Mahogany



Tigerwood



Sapele | Natural



Cumaru





Acacia Natural

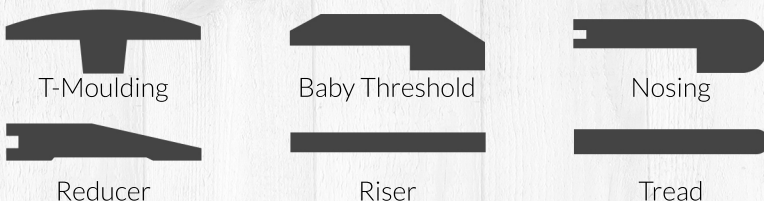
## Features

Length:	Random Up to 7', Varies per Product
Width:	5"
Thickness:	1/2"
Wear Layer:	2 mm
Substrate:	Multi-ply Birch
Edge Detail:	Acacias = Pillowed, Others = Micro-Beveled
Face Treatment:	Acacias = Smooth Others = Lightly Hand-Distressed
Finish:	Urethane with Aluminum Oxide
Square Ft. Per Box:	Acacias = 29.53 sq. ft. Others = 34.94 sq. ft.
Weight per box:	Acacias = 49 lbs., Others = 58 lbs.
Warranty:	25 Year Residential Finish, Lifetime Residential Structural

## Installation



## Moulding Options



## Hardwoods From Around The World

Fill your space with the world's most beautiful Exotic species from Sapele to Rosewood. Choose from a broad array of mill run grade exotic hardwood sourced from Africa to Brazil. Each species comes in 5" engineered planks, with a micro-beveled, light hand-distressing treatment or a pillowed edge, smooth finish. Exquisite grain details and deep, rich, and vibrant colors are highlighted by the durable urethane finish. Bring the world to your home, and make your home out of this world!

*NOTE: Hardwood flooring inherently contains natural variations in graining and colors in every plank. Over time the colors may evolve with exposure to sunlight.*

## Care & Maintenance

- Use approved Garrison, Woodwise or Bona mop kits.
- Do not use wet mops, household dust treatments petroleum-based cleaners, or steam cleaners.
- Install felt protector pads on bottom of all furniture, so as not to scratch the flooring.
- To protect from excess moisture and dirt, place mats or rugs at all entrances.
- Sweep, vacuum (no beater bar), and/or dust your flooring regularly.
- In the event of a liquid spill, use a dampened cloth to wipe up spills immediately.