


The
GARRISON®
Collection


The Garrison II® Distressed




Hickory Natural




Maple | Chestnut




Maple | Wheat




Maple | Latte




Maple | Espresso




Maple | Natural




Maple | Syrup




Birch | Chocolate Cherry




Birch | Wild Cherry




Walnut | Antique




Walnut | Natural




Hickory | Natural




Hickory | Sierra



Hickory | Chateau



White Oak | Grey



White Oak | Autumn



White Oak | White

The
GARRISON®
Collection

The Garrison II® Distressed



Natural Walnut

Chesnut

Grey

Features

Length:	Random Up to 4.5"
Width:	5"
Thickness:	9/16"
Wear Layer:	4 mm
Substrate:	Multi-ply Birch
Edge Detail:	Pillowed
Face Treatment:	Lightly Hand-Distressed
Finish:	Urethane with Aluminum Oxide
Square Ft. Per Box:	17.5 sq. ft.
Weight per box:	35 lbs.
Warranty:	25 Year Residential Finish, Lifetime Residential Structural

Natural Beauty

Experience the beauty of a tree's grain patterns, from the clean "select" portions, to the rustic more characterized features in this mill run grade collection. The 5" planks are lightly hand-scraped, and hand-distressed to reveal the natural character of the wood and create a natural, lived-in look and feel. This engineered hardwood flooring is available in a wide spectrum of species, colors, and grain variations with a lasting urethane finish and pillowed edges.

NOTE: Hardwood flooring inherently contains natural variations in graining and colors in every plank. Over time the colors may evolve with exposure to sunlight.

Installation



Nail

Glue

Staple

Float

Moulding Options



T-Moulding

Baby Threshold

Nosing

Reducer

Riser

Tread

Care & Maintenance

- Use approved Garrison, Woodwise or Bona mop kits.
- Do not use wet mops, household dust treatments petroleum-based cleaners, or steam cleaners.
- Install felt protector pads on bottom of all furniture, so as not to scratch the flooring.
- To protect from excess moisture and dirt, place mats or rugs at all entrances.
- Sweep, vacuum (no beater bar), and/or dust your flooring regularly.
- In the event of a liquid spill, use a dampened cloth to wipe up spills immediately.