




Goldrush




European Oak | Vestige




European Oak | Rosewood




European Oak | Ashen




European Oak | Winterset



European Oak | Vintage




European Oak | Antiquity




European Oak | Trussel




European Oak | Moonstone




American Walnut | Barnwood



American Walnut | Rustic



American Walnut | Goldrush



American Walnut | Weathered

Features

Length:	Random, Mostly 6'
Width:	7 1/2"
Thickness:	5/8"
Wear Layer:	4 mm
Substrate:	Multi-ply Birch
Edge Detail:	Micro-Beveled
Face Treatment:	Heavy Wire Brushed, except Rustic, Goldrush & Weathered (Hand Distressed)
Bow Ties:	Average of One Bow Tie Per Box, Positioned Near End of Boards
Finish:	WOCA Hard Wax Oil
Square Ft. Per Box:	22.10 sq. ft.
Weight per box:	46 lbs.
Warranty:	Lifetime Maintainable Finish, Lifetime Residential Structural

Installation



Moulding Options



Colonial Flair

"Bow ties" hold planks together and evoke images of colonial floors in Jamestown, Virginia. The exceptionally wide 7 1/2" planks are milled in extra long lengths up to 6'3"! This character grade American walnut and European white oak features hand-scraped edges and an oil finish. Planks have been heavily wire brushed and hand-distressed, to reveal natural knots and patterns. Deeply carved out grooves add even more character, some filled in and some not. All the lasting benefits of engineered hardwood flooring with unmatched rustic appeal.

NOTE: Hardwood flooring inherently contains natural variations in graining and colors in every plank. Over time the colors may evolve with exposure to sunlight.

Care & Maintenance

- USE **ONLY** WOCA CLEANING & MAINTENANCE PRODUCTS
- Do not use wet mops, household dust treatments petroleum-based cleaners, or steam cleaners.
- Install felt protector pads on bottom of all furniture, so as not to scratch the flooring.
- To protect from excess moisture and dirt, place mats or rugs at all entrances.
- Sweep, vacuum (no beater bar), and/or dust your flooring regularly.
- In the event of a liquid spill, use a dampened cloth to wipe up spills immediately.