


The
GARRISON®
Collection


Exotics®




Brazilian Cherry



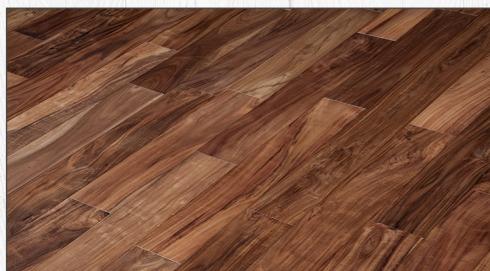
Acacia | Gold




Acacia | Black Walnut




Acacia | Bronze




Acacia | Natural




Brazilian Cherry




Patagonian Rosewood




Santos Mahogany



Tigerwood



Sapele | Natural



Cumaru



Features

Length:	Acacia= Up to 5', Others = Up to 7'
Width:	5" or 7½"
Thickness:	1/2"
Wear Layer:	2 mm
Substrate:	Multi-ply Birch
Edge Detail:	Acacias = Pillowed Others = Micro-Beveled
Face Treatment:	Acacias = Lightly Hand-Distressed Others = Smooth
Finish:	Urethane with Aluminum Oxide
Square Ft. Per Box:	Acacias = 29.53 sq. ft Others = 34.94 sq. ft.
Weight per box:	Acacias = 49 lbs., Others = 58 lbs.
Warranty:	25 Year Residential Finish, Lifetime Residential Structural

Hardwoods From Around The World

Fill your space with the world's most beautiful Exotic species from Sapele to Rosewood. Choose from a broad array of mill run grade exotic engineered hardwoods sourced from Africa to Brazil. Acacias come up to 5' long and feature a lightly hand-distressed face treatment with pillowed edges. All others come up to 7' long and feature a smooth face treatment with micro-beveled edges. Exquisite grain details and deep, rich, and vibrant colors are highlighted by the durable urethane with aluminum oxide finish. Bring the world to your home, and make your home out of this world!

NOTE: Hardwood flooring inherently contains natural variations in graining and colors in every plank. Over time the colors may evolve with exposure to sunlight.

Installation



Nail

Glue

Staple

Float

Moulding Options



T-Moulding

Baby Threshold

Nosing

Reducer

Riser

Tread

Care & Maintenance

- Use approved Garrison, Woodwise or Bona mop kits.
- Do not use wet mops, household dust treatments petroleum-based cleaners, or steam cleaners.
- Install felt protector pads on bottom of all furniture, so as not to scratch the flooring.
- To protect from excess moisture and dirt, place mats or rugs at all entrances.
- Sweep, vacuum (no beater bar), and/or dust your flooring regularly.
- In the event of a liquid spill, use a dampened cloth to wipe up spills immediately.